

# VFD MICROPROCESSOR

## Standard in all 15 - 450 HP Variable Frequency Drive Air Compressors

Sullivan-Palatek has the highest standard in air compressor control with our microprocessor on all Variable Frequency Drive (VFD) compressed air packages. The Microprocessor has a customer friendly display with expanded descriptions of all the operating controls. It has RS485 communication between it and the VFD and displays all pertinent VFD power consumption data on the microprocessors screen. It is the most comprehensive compressor control indicator on the market.

The microprocessor will control your specific compressed air needs as the system requires, and will conserve your power when the compressed air need is reduced.

## Microprocessor

**Pressure schedule:** program your daily operating schedule, and allows shut off during factory shut down up to 28 different times per week.

**Built in sequencer:** will trim up to 8 VFD or NON-VFD machines with microprocessor controls.

**Dedicated pressure display always shown.**

**Configurable auxiliary display:**

Multiple display choices: compressor status ~ differential pressure ~ drive fault ~ drive temperature ~ motor current ~ motor speed ~ percent capacity ~ power used ~ run or loaded hours ~ service times remaining ~ compressor operating temperature.

**Target pressure:** Easily programmed to suit plant requirements.

**Proportional integral control** at desired pressure allows tighter control of pressure without the need for add on line pressure flow controller devices.

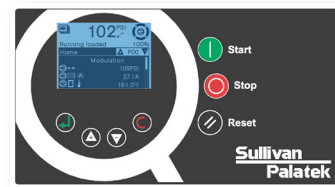
**RS485 communication** between the microprocessor and main VFD. Secondary RS485 port for multiple machine functions and software updating.

### Programmable Features

Auxiliary alarm on fault input.  
Additional end user alarm or shutdown programmable for normally open or closed contact devices.

### Digital output


Drain times  
Exact set pressure  
Load and unload pressures  
Modbus address  
Power failure auto restart  
Shut down for excessive temperature or pressure  
Stop run on time  
Time for unloaded start



It can be programmed in:

- » English
- » French
- » Spanish

**A1000 Main Motor VFD**



**V1000 Fan Motor VFD**

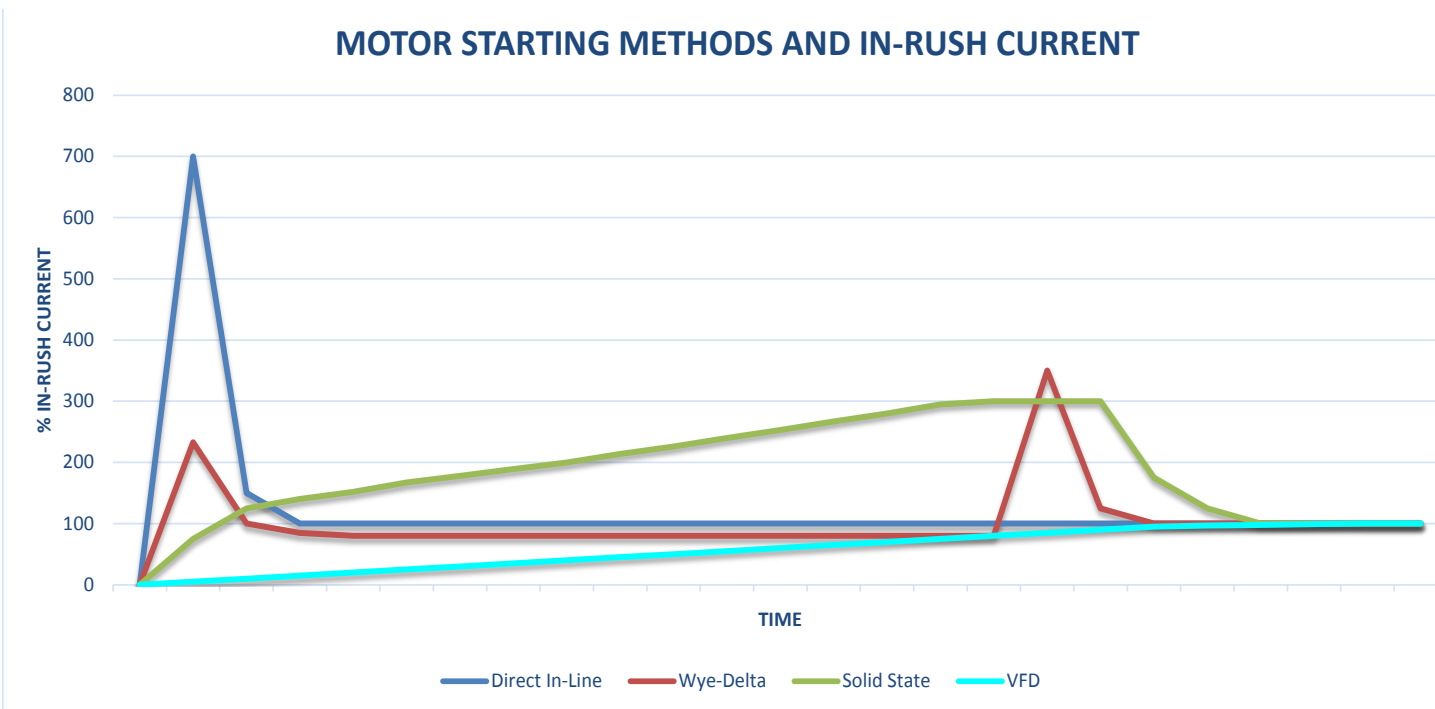
## Sequencer Operation Principles:

The VFD compressor serves as the “Lead” machine. It runs at the speed needed to supply the necessary air pressure, and calls on the other “Lag” compressors to run when required. If there is more than one Lag, the Lead will determine which one is next up, and how many are needed to supply the right amount of air to the plant. The Lead should be close to the same size or larger than the Lags so they don’t suddenly over-pressure the system. Normally the VFD maintains tight pressure control unless the air demand is low enough to reach the unload pressure. In this case it will maintain the pressure midway between the load and unload pressures. It attempts to maintain this, but will speed up or slow down to maintain this midpoint pressure, while adding or taking off Lags to maintain the desired pressure range.

## Practical Operation:

The specific operating pressure needed to allow correct plant operation needs to be determined. The VFD Lead should be set up so the needed pressure is midway between the load and unload settings. The Lags should have their modulation regulator set so there is minimal modulation. The whole system will operate as efficiently as a VFD will, and thus it should not modulate until it is at this pressure to unload pressure. The VFD Lead will do a good job of maintaining the needed pressure, and therefore, it does not need to be set higher than needed. The Lead has PID control functions in it which will help to stabilize the control in changing conditions. The Lead’s pressure schedule can also be used to totally shut down the system at certain times of the day or week, or to reduce the system pressure for those times of the day when less air (CFM) is needed for normal operation.

### MOTOR STARTING METHODS AND IN-RUSH CURRENT

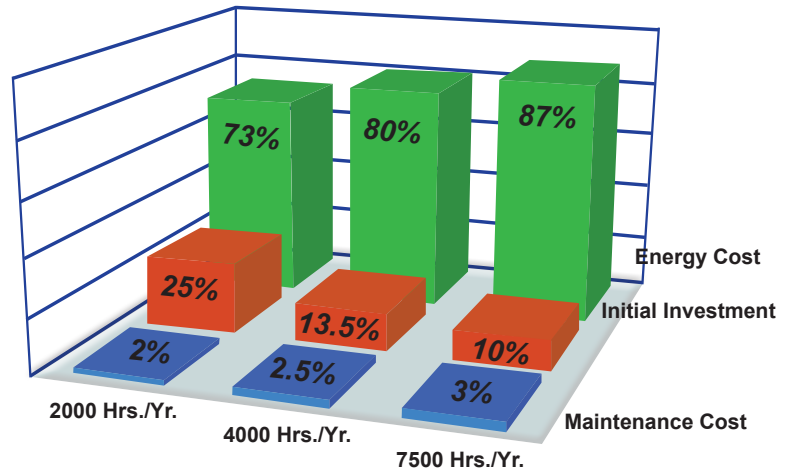


## Save Money

Please note from the graph above that the VFD will not draw the in-rush current that other starters will require. This means that starting the VFD compressor will not incur the penalty payments charged by power companies for momentary spikes in current draw associated with other starting methods.

# Based on 7500 Hours a Year, 87% of the Cost of Ownership for Your Compressor is ENERGY.

This chart is based on a power cost of 8 cents per Kwh. Depreciation cost is rated at 5 years at 8% interest.



## Business Tax Incentives

*Advanced Energy Manufacturing Tax Credit ("MTC")*

The American Recovery and Reinvestment Act of 2009: 1. ("Recovery Act") amended or added numerous energy tax incentives available to businesses, utilities, and government. Many of these incentives were previously modified by Emergency Economic Stabilization Act in 2008: 2. The majority of the incentives were originally passed into law under the Energy Policy Act of 2005 (EPACT): 3. The Recovery Act also provided additional tax incentives for consumers.

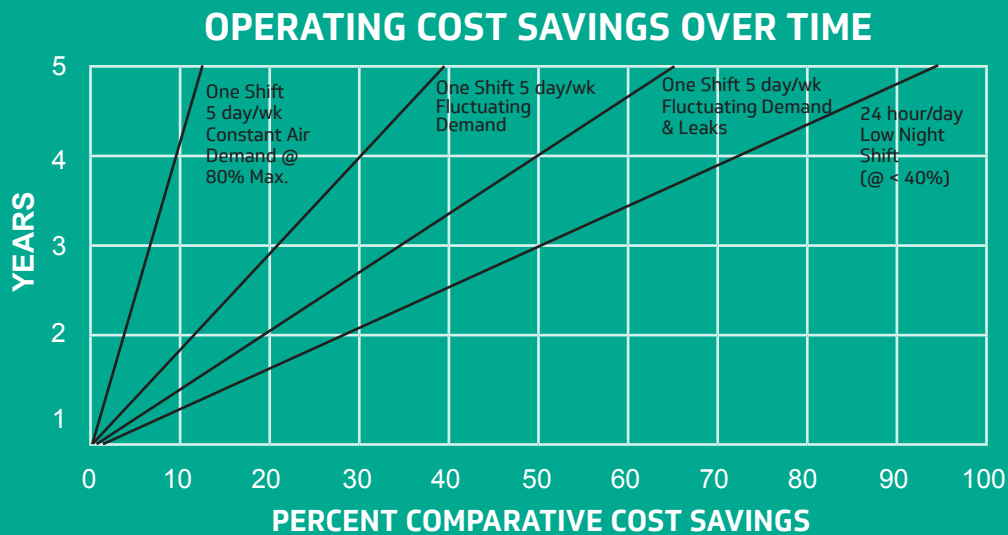
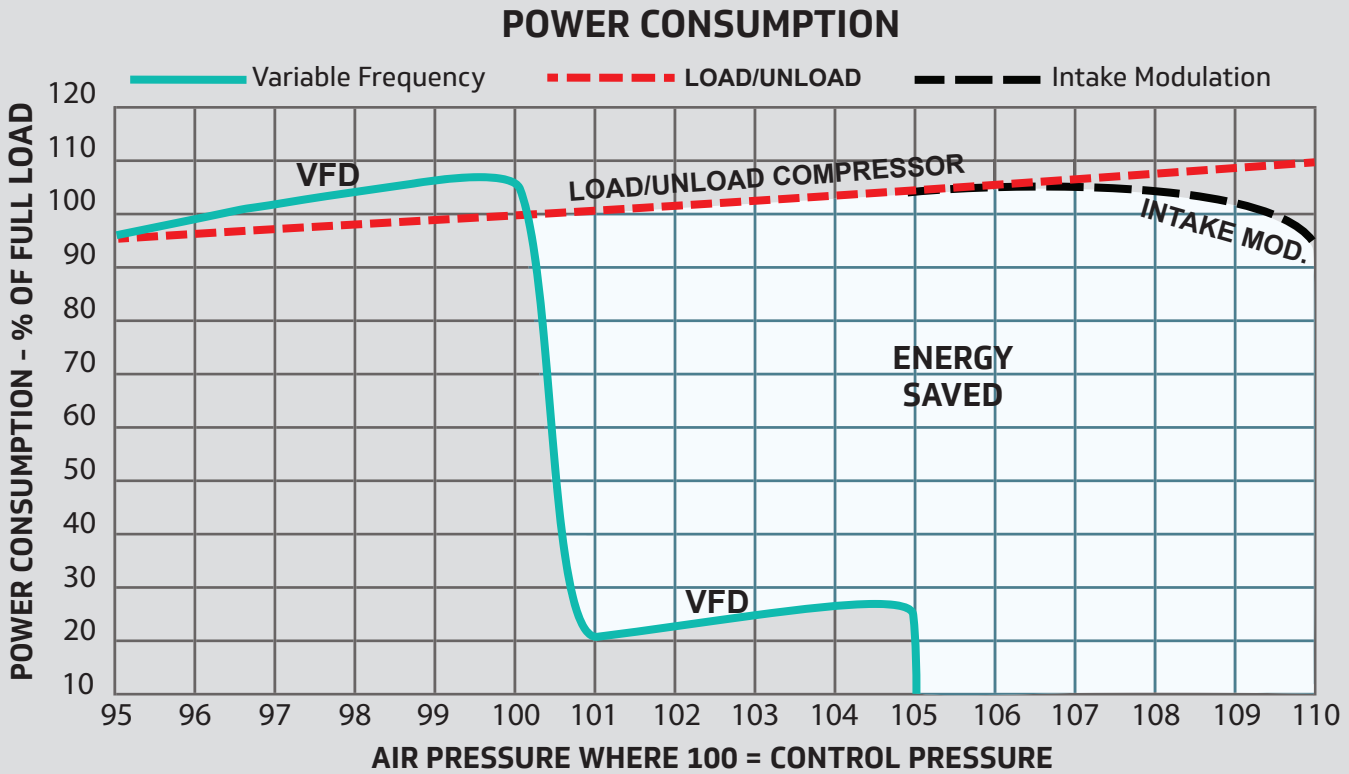
*Source Information* <http://www.energy.gov/additionaltaxbreaks.htm>

In addition to government tax incentives, some local utility companies also have rebate plans or incentives.

# Operating Efficiency; VFD vs. Std Compressors

This Power Consumption Efficiency Curve Chart shows how the Variable Frequency Drive operates more efficiently than other controls in providing air delivery. The VFD helps reduce energy bills. Operating at 70% capacity, the VFD consumes 25% less power than a standard compressor. The Variable Frequency Drive has a soft start feature

that maintains a low starting current. This reduces the stress on the site power supply and also reduces motor wear. The VFD system complies with the electromagnetic compatibility standard and is CSA listed. The VFD system is not limited to a fixed number of starts per hour.



The Cost Savings Chart illustrates the reduced operating cost of a VFD Unit by correcting poor air usage: Five day/week operation, erratic demand fluctuations (28% of installations), steady weekend consumption with leaks (64% of installations). This shows 24 hour operation with low night shift and high day shift consumption at more than 40% savings after 5 years. **In many instances the VFD Compressor will have a payback of the additional cost within 2 1/2 to 3 years.**